



The twin plate clutch only separates properly if the push-off devices have been correctly adjusted.

Adjust the push-off devices: L slider

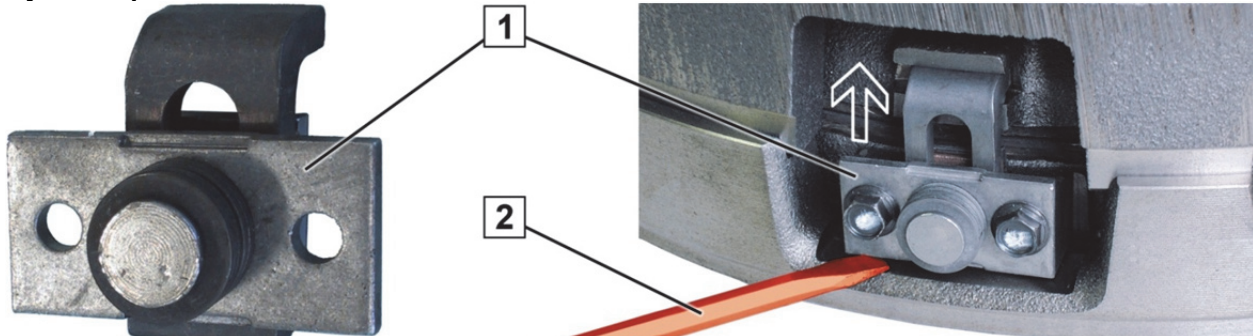


Fig. 1: 1 L slider, 2 Screwdriver

1. Install the twin plate clutch.
2. Slide the L slider (1) in the direction of the transmission with a screwdriver (2). Do **not** loosen the bolts.

Adjust the push-off devices: Block slider

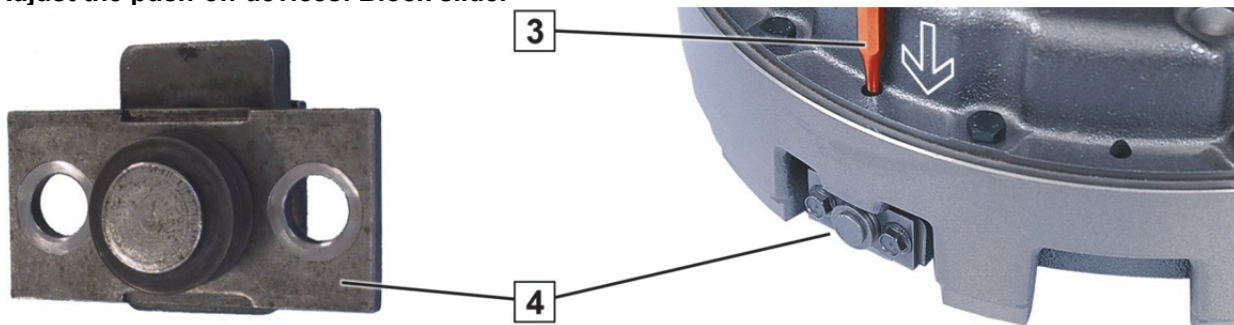


Fig. 2: 3 Mandrel (Ø 6 mm), 4 Block slider

1. Install the twin plate clutch.
2. Slide the block slider (4) in the direction of the flywheel with a mandrel (3). Do **not** loosen the bolts.

Push-off devices: Rocker




Fig. 3: Rocker



NOTE

The rocker push-off device is permanently set ex works → Do **not** alter the adjustment (fig. 3)



www.zf.com/serviceinformation