

Manual

For a successful registration and training booking.



AFTERMARKET

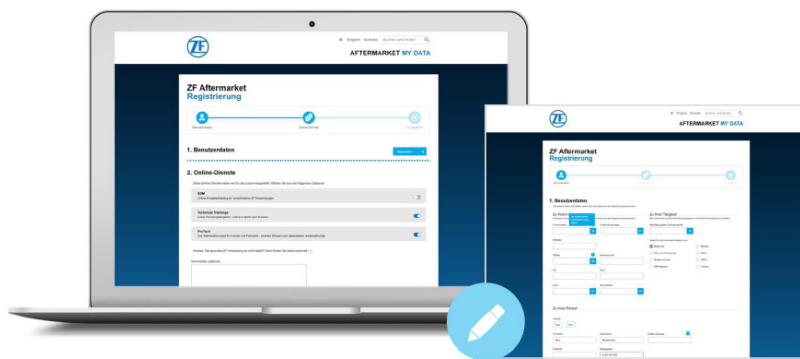
Registration & Training booking

Register with **ZF Aftermarket** now and book your E-Mobility Training as **Expertly instructed Person - online course with Webinar**.

Your **registration** in our ZF Aftermarket Portal is divided into three steps. First, you must register with your data at ZF Aftermarket. Then you verify your e-mail and assign a new password. After the two steps have been successfully completed, you can log in to the ZF Aftermarket portal.

Via your booked online service ZF Technical Training, you can go directly to Semiro, where you can **book** and **complete** your EiP online training easily from home.

The individual steps are explained in more detail below.

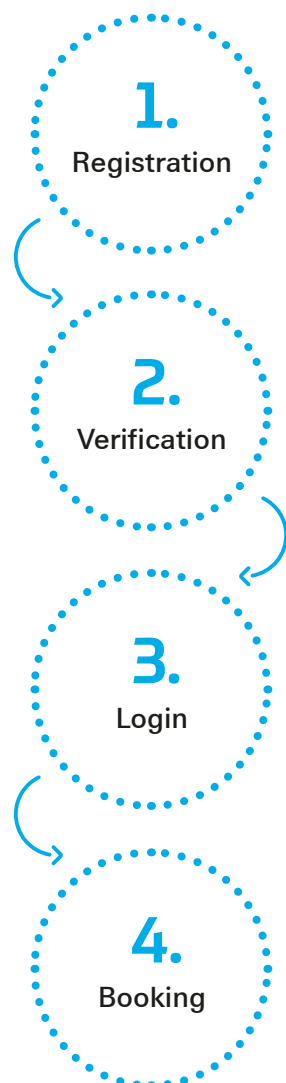


Registration in the ZF Aftermarket Portal



Registration at:

<https://mydata-aftermarket.zf.com/registration/?locale=en-go&reqapplications=004>



Registration

1. Enter User Data

1. User Data

General note: Your data will only be saved after the registration has been completed.

About Your Company

About Your Activity

Company Name

Any Company

Company Type

Installer

Business Focus

Trucks and Buses

Number of Mechanics

2

Number of Lifting Platforms

2

You can add optionally further categories:

☐ PC and LCV

☐ Trucks and Buses

☐ Off-Highway

☐ Motorcycle

☐ Marine

☐ Rail

☐ Wind

☐ Others

Street

Any Street

House Number

22

City

Any City

Post Code

12345

Country

United Kingdom

Region (optional)

First fill in the given fields with the required information about your **company** and your **activity**.

Then enter important data about **your person**.

About Your Person

Salutation

Mr.

Mrs.

Mx.

Your position within the company

Owner

First Name

John

Last Name

Doe

Contact E-mail Address

john.doe@mail.com

Repeat E-mail Address

john.doe@mail.com

Primary Phone

+44

12345

Alternative Phone


+44

Next

i

For the entire **registration** and **booking process** you need a personal e-mail address. If you do not have a personal business e-mail, you can also use a private e-mail address.

2. Online Services



2. Online Services

We have compiled these online services for you. Choose from the following options:

ZF [pro]Tech
The product-oriented detailed concept communicates the latest technical information to independent workshops – via personal contact, technical training sessions, and the service-focused online portal. The concept includes all three ZF brands LEMFÖRDER, SACHS and TRW. Only available in the following countries: Austria, Brazil, Germany, Poland, Spain, Switzerland, UK and US.


☐


ZF Technical Training
Book courses from the ZF Aftermarket range online. Training by professionals, for professionals.

☒

Note: If the required ZF online service is not included here, please leave a comment. Further information on our online services can be found [here](#).

Comment (optional)





In the next step, various **online services** from ZF Aftermarket will be available to you.

Please activate the second tab **ZF Technical Training**, in order to be able to book the online training course „Electrically/expertly instructed Person“ later on.

If the tab ZF Technical Training is already selected, please click directly on „Next“.

3. Check Data



3. Completion

Please check all given information again.

Personal Data

[Change Data](#)

Salutation	Mr.
First Name	John
Last Name	Doe
Contact E-mail Address	john.doe@mail.com
Primary Phone	+44 12345
Company Name	Any Company
Your position within the company	Owner
Street	Any Street
Post Code	12345
City	Any City
Number of Lifting Platforms	2
Number of Mechanics	2

Your Choice of Services

[Change Data](#)

Please note, that the different services are being processed individually. Therefore you will receive separate E-Mails when your access has been granted.


☒ ZF Technical Training

Detailed Information

[Change Data](#)

Then **check** your entered **personal data** and your **choice of services**.

4. Confirm terms and conditions



Username & Password

Username

john.doe@mail.com

Password

You can set your password at a later stage. After you have finished the registration process, we will send you an e-mail with the further steps to define your password.

Terms and Conditions

☒ By submitting my data, I acknowledge the [terms of use](#) of the ZF Aftermarket Portal, as well as the [privacy policy](#). In addition, I confirm that I register on behalf of the above company.


☐ Yes I would like to receive regular information from ZF Friedrichshafen AG about services and products by e-mail. If you no longer wish to be contacted by us, you can unsubscribe in any e-mail.

< Previous

Confirm now >

Finally, please read the **terms of use** and the **privacy policy** and confirm them.

5. Registration is completed



Thank you for your registration!

You will receive an e-mail to your specified mailbox shortly.

Please confirm the link in this e-mail within the next 5 days. Due to data privacy reasons, your data will be deleted after this period. After clicking the link in the e-mail, your registration will move to the next step. If you have any questions considering your registration, please do not hesitate to contact the [ZF Aftermarket Support](#).

To the homepage of the ZF Aftermarket Portal >

If your registration was successful, you will receive a **confirmation e-mail**.

Verification

1. Verify your request



YOUR REGISTRATION AT ZF AFTERMARKET

Hello John Doe,

Thank you for signing up! We are very pleased to welcome you to ZF Aftermarket.
To complete your registration, please verify your request.

[Click Here](#)

Please note that the link is valid only for 5 days. If you did not verify your registration by then, your data will be deleted due to privacy reasons.

We will review the information you provided and get back to you shortly. With your registration you have accepted the terms of use of our portal. If the registration request is not yours, please ignore this email.


Your ZF Aftermarket Team

This e-mail confirms your registration. Please click on the **activation link** included in the e-mail. This is valid for 5 days.

2. Request is being processed




**Thank you for your registration –
You are almost done**

Share this page 

Within the next few minutes you will receive an e-mail with a link to set your personal password. Once you have done this, you will be able to login to the ZF Aftermarket portal.


Thank you for using our online services!

Your ZF Aftermarket Team



After activation of the link your **request** will be processed.

3. Request has been confirmed



ZF AFTERMARKET - YOUR REGISTRATION IS CONFIRMED

Hello John Doe,

Thank you for registering with our ZF Aftermarket Online Services! In order to gain access to our online services, please create a new password for your account.

[Set personal password](#)

Please note that the activation of your account may take up to 30 minutes.

We hope you enjoy the ZF Aftermarket Portal!


Your ZF Aftermarket Team

As soon as we confirm your request, you will receive another e-mail confirming the **successful** registration.

4. Request verification link

Next, click on the link in the e-mail to set a new **personal password**.

Then enter your e-mail address to request a **verification link**.



1

2

3

Request reset e-mail

Verification

Set new password

Please enter your e-mail address

john.doe@mail.com

x

Request e-mail to set password

Cancel

5. Verifying your account



Please verify your account

We have sent an e-mail to your inbox. Please confirm the link in the e-mail in order to set your new password. This link will be valid for 120 minutes and can be used only once. Please also check your spam folder.

If you do not receive an e-mail within a few minutes, please try again or contact us.

Please **verify** your account in the next step to get a new password to be set.

6. Change password



Change Password

Verify the link

Hello John Doe,

We have received your request to set a new password for the user John Doe.

Please click the following link in order to proceed:

[Please click here](#)

Please note that your password can only be changed once within 24 hours. The above link is valid for 120 minutes and can only be used once. You want to request a new link? [Please click here.](#)

Your ZF Aftermarket Team

Now you can change your password by clicking on the **password link** highlighted in blue.

Then enter your **desired password** and confirm it by entering it again.

7. Password set successfully



Congratulations -
Your new password has been
set!

Click here to login to your ZF Aftermarket online services.

[Click here to log in now](#)

After **successful confirmation** of your password you can log in to the ZF Aftermarket Portal.

8. Password change notification



Password reset successful

Hello John Doe,
Your password has been successfully changed. You can now use it to access the ZF Aftermarket Portal.

[Go to the ZF Aftermarket Portal](#)

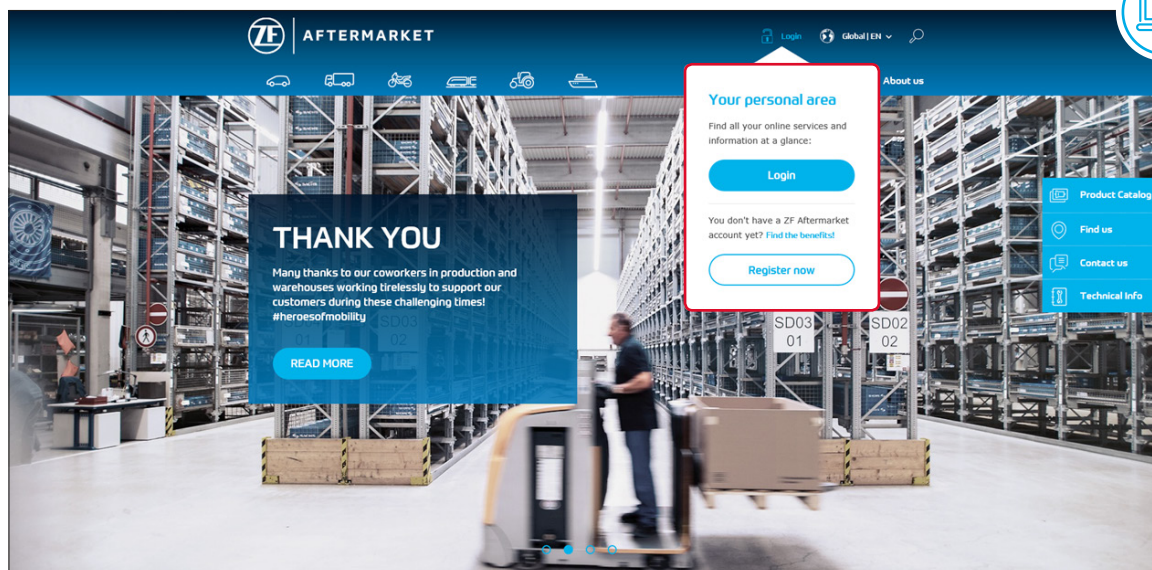
Your ZF Aftermarket Team

You didn't request a new password? Please [contact us](#).

The change of your password will be **confirmed** to you by another e-mail.

Login

1. Open ZF Aftermarket portal




Open the **ZF Aftermarket Portal** and click on the login area at the top right.
Link: <https://aftermarket.zf.com/de/de/aftermarket-portal/>

2. Login

Please enter your **e-mail address** and the **password** you set in the previous step so that you can log in.

3. Access for ZF Technical Training



ACTIVATION FOR ZF TECHNICAL TRAINING

Hello John Doe,

Your activation to another ZF online service is done.
You now have access to ZF Technical Training.
You can now use this service anytime, anywhere in the world.

Please note that activation may take up to 24 hours.


[Go to your ZF Online Services](#)
Enjoy our services!

Your ZF Aftermarket Team

As soon as your **ZF Technical Training** online service has been activated, you can use the application in the ZF Aftermarket Portal.

The activation can take up to 24 hours.

4. Your Services



If you have any questions please contact me.

My Services

[Go to overview](#)

Confirmed

Edit my data

ZF Technical Training





To our training packages.

[ZF Technical Training](#)

ZF Aftermarket
Product support and hotline

+49 (0)9721 475 5555

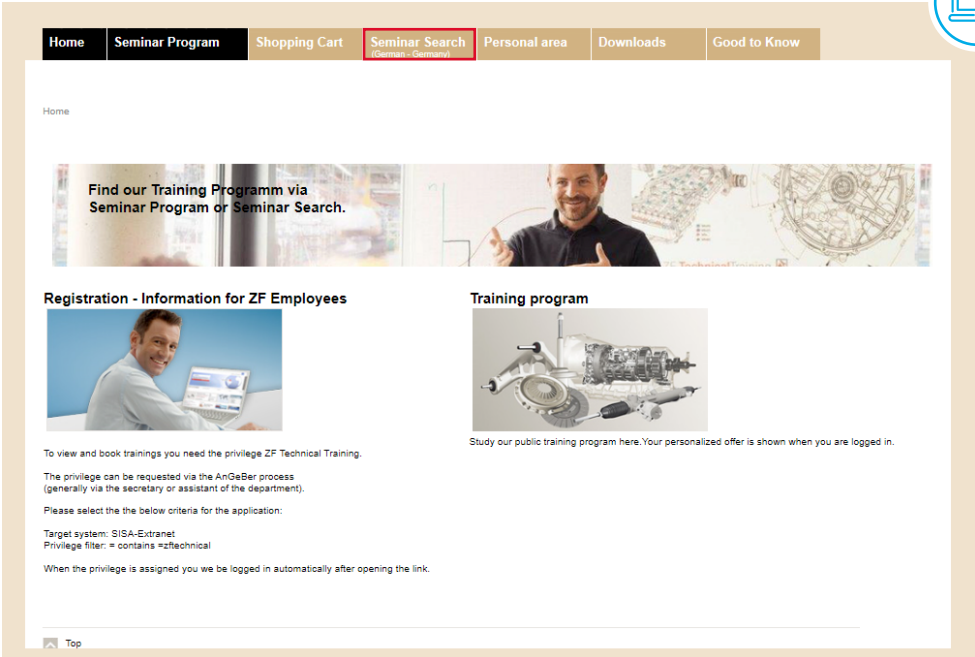
Good to know



If your registration was successful, you will see your **personal dashboard**. In the „My Services“ section you will see an overview of the available services. By clicking on ZF Technical Training you will be forwarded.

Booking

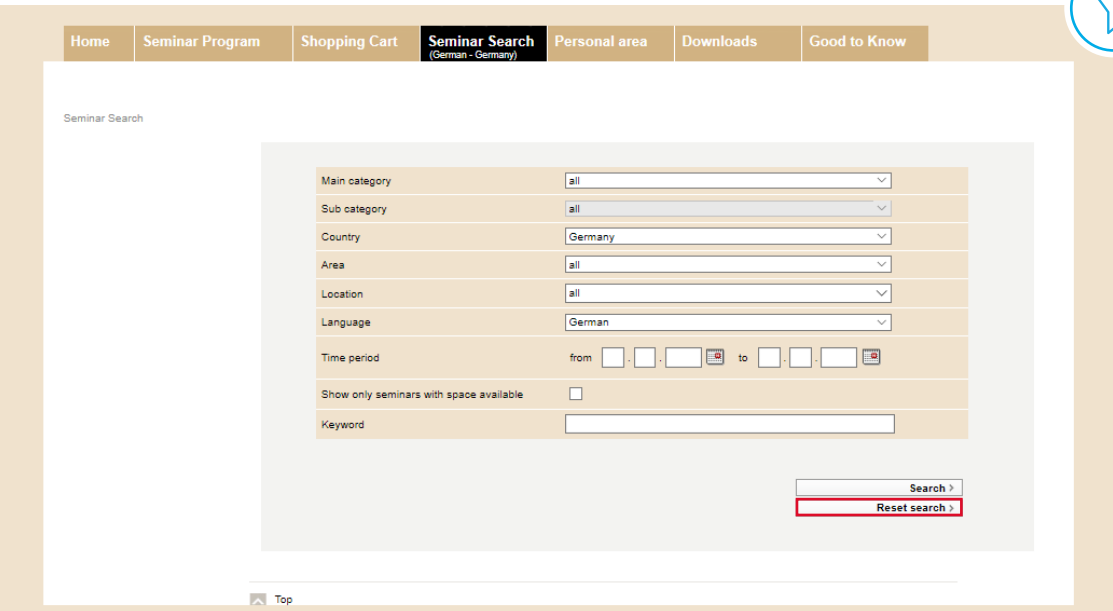
1. ZF Technical Training



You can book your online training directly via **ZF Technical Training**.


Please open the tab „Seminar search“.

2. Reset Seminar Search



Then please **reset** the **search** once complete.

3. Search for keyword „webinar“



Seminar Search

Main category

all

Sub category

all

Country

all

Area

all

Location

all

Language

all

Time period

from

to

Show only seminars with space available

☐

Keyword

webinar

Search >


Reset search >

Title	Language	City	Date	To seminar
Expertly Instructed Person online course with Webinar	German	Webinar in DE	08.10.2020 - 30.12.2027	to training path >
Expertly Instructed Person online course with Webinar	German	Webinar in DE	15.09.2020 - 30.12.2027	to training path >
Expertly Instructed Person online course with Webinar	German	Webinar in DE	23.07.2020 - 30.12.2027	to training path >
Expertly Instructed Person online course with Webinar	German	Webinar in DE	09.07.2020 - 30.12.2027	to training path >
Expertly Instructed Person online course with Webinar	German	Webinar in DE	15.06.2020 - 30.12.2027	to training path >
Expertly Instructed Person online course with Webinar	English	Webinar in DE	15.06.2020 - 31.12.2027	to training path >
Expertly Instructed Person online course with Webinar	German	Webinar in DE	02.06.2020 - 30.12.2027	to training path >
Expertly Instructed Person online course with Webinar	German	Webinar in DE	02.06.2020 - 30.12.2027	to training path >
Expertly Instructed Person online course with Webinar	German	Webinar in DE	18.05.2020 - 30.12.2027	to training path >

Now you can use the keyword „**Webinar**“ to view our EiP online trainings.

Select your desired date and go „**to training path**“.

4. Seminar Program



Home

Seminar Program

Shopping Cart

Seminar Search
(German - Germany)

Personal area

Downloads

Good to Know

Seminar Program > E-Mobility > Qualification options > Expertly Instructed Person online course with Webinar

Set Filter: German - Germany

E-Mobility

Qualification options

Training paths

Expertly Instructed Person online course with Webinar

Fundamental Principles of Electrical Engineering

High Voltage Expert

ZF Hochvollexperte für Verkehrsbetriebe - Einstieg Stufe 2a

CONTENTS OF TRAINING

Non-electrical work on HV vehicles requires prior instruction (according to DGUV Information 200-005).

Content of the e-learning and of the assigned online test are basic information about "Electrically/expertly instructed person".

During the Webinar this knowledge is deepened and all open questions will be clarified.

The following topics are covered:

- * Different HV qualification levels (according to DGUV Information 200-005)
- * permissible and impermissible activities
- * HV systems in vehicles (detection of HV vehicles and HV components)
- * Hazards of electrical current and behaviour in the event of danger
- * Handling of HV vehicles

TRAINING OBJECTIVES

The training is intended to raise employees' awareness of how to deal with HV systems, enabling them to safely carry out any non-electrical work on the vehicle.

They know the different qualification levels and the associated permitted activities.

The objective is for employees to be able to recognize HV components immediately and unambiguously, understand the associated hazards and be familiar with component markings.

Here you will find important **information** about your e-mobility qualification path „**Expertly instructed Person - online course with Webinar**“.

5. Training booking

TRAINING DATES

Date	Language	City	Max. participants	Register
15.06 - 31.12.2027	English	at Webinar in DE	10	Register >
Seminar dates				
Date		City		further information
15.06.2020	Electrically instructed Person - Webinar	at Webinar in DE		further information
31.12.2027	Expertly instructed Person (EIP)	at E-Learning		further information
31.12.2027	Expertly instructed Person (EIP) - Exam	at E-Learning		further information

OPTIONAL TRAINING DATES

Date	Language	City	Max. participants	Register
18.05 - 30.12.2027	German	at Webinar in DE	10 (0 available)	
Closing date reached. Please contact the organizer. Elisabeth Huecker Elisabeth.Huecker@zf.com Phone: +49 7541 77 6606				
Seminar dates				
Date		City		further information
18.05.2020	Electrically instructed Person - Webinar	at Webinar in DE		further information
30.12.2027	Expertly instructed Person (EIP)	at E-Learning		further information
30.12.2027	Expertly instructed Person (EIP) - Exam	at E-Learning		further information

Below you will see the date of your **selected course**. Please click on „**Register**“.

Below you will find the other **optional dates**. If you would like to attend another date, you can select it here.

i

After you have booked your course, you will receive a Booking confirmation by e-mail. In it you will find further Information about your booked training „**Expertly instructed Person - online course with Webinar**“.